


DUNGEON VAULT MAGAZINE

No. 4



6 ORIGINAL ADVENTURES
HIGH RESOLUTION MAPS
ROLL20 MAPS



PHONE PDF VERSION

THE BEST ADVENTURES FOR THE BEST GMS

DUNGEON VAULT MAGAZINE No. 4

By Elven Tower

Designer

Elven Tower Cartography

Editor

Arthur Rouise

Cartography

Elven Tower Cartography

The Anfoor Observatory map features a map
image by Dyson Logos

Illustrations and Art

Elven Tower Cartography, Adventure Icons
by Nathanaël Roux, CC-0 and public domain
stock art which requires no attribution

Special Thanks

All of our fantastic supporters on patreon who
keep on helping us create fantastic locations
and adventures. Without your support, this
magazine would not be possible.

CONTENTS

Credits

About

OGL License

Adventures

Goblin Lair

The Anfoor Observatory

Goldcrest

Jyker's Trapped Vault

Svlinten City

The Oakleaf Manor

Thank You

ABOUT

About This Magazine Using Phone PDFs

GOBLIN LAIR

Background Lore

General Features

1. Lair Entrance

2. Goblin Guards

3. Fungi Garden

4. Communal Room

5. Cell

6. Chief Jedanni Throne

7. Vault and Treasures

Development

DM Map

Player Map

THE ANFOOR OBSERVATORY

Background Lore

General Features

- 1. Lobby / Waiting Area**
- 2. The Anfoor's Quarters**
- 3. Room of Refractions**
- 4. Beam Generators**
- 5. Secret Vault**
- 6. Observatory of Realities**

DM Map

Player Map

GOLDCREST

Background Lore

General Features

- 1. Blue Salamander Inn**
- 2. Gudrik's General Shop**
- 3. Yunno's Blacksmith**
- 4. Goldcrest Well**
- 5. Barn and Granary**
- 6. Vilma's Apothecary**
- 7. Grondy's Flophouse**
- 8. Major's House**
- 9. Harry's Labor Bunkhouse**
- 10. Agari's Botany Lab**

DM Map

Player Map

JYKER'S TRAPPED VAULT

Background Lore

General Features

1. Entrance

2. Crushing Wall Trap

3. Pond of Shadows

4. Rolling Boulder Trap

5. Spiked Pit Trap

6. Fake Vault

7. Jyker's Vault

DM Map

Player Map

SVLINTEN CITY

Background Lore

General Features

- Bladik Philbin

- Professor Luvikus

1. Philbin's Threshold

2. Philbin's Quarters

3. Luvikus' Lab

4. Farmer's Market

5. Beetle Riders

6. Wheat Farms

7. Mushroom Farms

8. Wall

9. Abandoned Main Square

10. Ruins

11. Eastern Tunnel

DM Map

Player Map

THE OAKLEAF MANOR

Background Lore

Current Affairs

About Oakleaf Manor

General Features

1. Lobby

2. Wardrobes

3. Foyer

4. Library

5. Rathnir's Quarters

6. Tea Garden

7. Specialty Still

8. Wagon Stalls

9. Stable Storage Room

10. Stables

11. Conference Room

12. Dining Room

13. Kitchen

14. Privy

15. Stable Hayloft

16. Trophy Room

17. Vamin's Room

18. Individual Bedrooms

19. Double Bedrooms

20. 2nd Floor Landing

21. Individual Bedrooms

22. Individual Bedrooms

23. Couple Bedroom

24. Double Bedrooms

25. Cellar

Level 1 - DM Map

Level 1 - Player Map

Level 2 - DM Map

Level 2 - Player Map

ABOUT THIS PDF MAGAZINE

Dungeon Vault Magazine is all about providing interesting ideas and lore to DMs and storytellers. Within this issue, you will find varied adventure ideas.

These short modules do not stick to a unified template of sections. Instead, they are organically created and follow their own pace. The types of modules you can expect are city/town settings, regional settings, dungeons, outdoor locations, encounter maps, and one-page adventures.

The modules are written with 5th ed. OGL in mind but rules are often left to a minimum. Most adventures are appropriate for low to mid-level (Levels 1 to 10) adventuring parties. We include a note at the beginning of each adventure with a ballpark estimation of party level and playing time.

As the DM, you are free to change or modify any or all the information found

here. NPC names and settlement names are the first you should consider changing to accommodate any homebrew-world lore. All material in this release is intended personal use.

Important. Please take into account that any one-page-adventures or brochures included in the regular PDF file is not included here. Such adventures are intended for use on a large screen or in print form. Please refer to the appropriate files included with your purchase of this issue.

USING PHONE PDFs

This is not an ordinary book. It is optimized for its use on phones and tablets. Make use of the buttons at the bottom of the page to navigate through the document as you see fit.

The table of contents is clickable and will help you move around the document quickly. Feel free to use this document in a non-linear manner.

- There are clickable links in the text that link to other sections of the document for easy reference.
- The close-up maps include clickable links too.

A GOBLIN LAIR

The report says the caravan is missing, sir. This is the third raid this month. What shall we do?

-Concerned Ward.



3-5
PLAYERS



4-6
HOURS



1-4
TIER 1

BACKGROUND LORE



Several travelers and caravans report that the eastern road is no longer safe. Dangerous goblin raiders roam the area and have attacked some lone travelers or small and unprotected caravans. It is hard to know or calculate the amount of damage they have done or how many lives have been lost. But one thing is certain, the road is dangerous and the goblins' power and influence are growing stronger.

Over the past few weeks, the goblins have sent strange letters and other written messages to nearby settlements and toll houses. They claim to hold some prisoners captive in their lair and offer to free them in exchange for gold. They ask for 10 gold coins per person. But 15 for the children, of which they have two, or so they claim. The local authorities have ignored such letters so far as it appears that none of the people described in the letters fits the description of anyone known or important. It could all be a ruse for all they know.

But they do not deny that something must be done to make the roads safer for merchants and caravans. Their absence could wreck local economies and decrease the availability of important products. They offer a bounty of 100 gold coins to whoever returns with the head of the goblin leader and makes sure that they disappear from the roads.

GENERAL FEATURES

Jedanni's clan lives in a small cavernous complex under a forested hill. The caves appear natural in origin. There is evidence that a pack of bears lived in here for a while long ago. Some of the walls are decorated with ancient rock paintings from an old human civilization.

Terrain. The cave natural floor is rough but even. The goblins sculpted the stair steps in some of the passageways to make passage easier. Other than that, the floor evenness is a result of the constant transit of the cave's dwellers. Water drippings from the ceiling have caused the formation

of stalagmites in many chambers in the cave. Squares partially occupied with a rock, stalagmite, or other objects are considered difficult terrain.

Light. Most of the areas in the cave are in complete darkness. **Area 3** has an opening in the upper east wall. A halo of sunlight comes in during the day and provides bright light in the middle of the room; the rest of it is in dim light. There are two braziers and a wood stove in **Area 6** that provide a 15-foot-radius of bright light.

Smells and Sounds. The exotic smells from the fungi garden give the cave a sensation of verdant greenery mixed with decay and goblin filth. If an adventurer manages to enter the cave unannounced, goblin chatter and laughter fill the air.

AREA DESCRIPTION

1. LAIR ENTRANCE

The entrance to Jedanni's lair is just a hole on the hillside. There are no markings or features of interest. A successful **DC 12 Wisdom (Survival) check** reveals several footprint tracks coming in and out of the cave. A few of them appear to be medium-sized footwear tracks. The rest are small-sized goblin barefoot tracks. Jedanni is the leader of the clan. He commands the other goblins with an iron fist.

2. GOBLIN GUARDS

This is a small hub area that connects to many of the other cave chambers. At any given time, 1d6 **goblins** are here on guard-duty. There is not much to do here so the goblins often amuse themselves with dice games or by telling stories. One of the goblins is Darkuf. He is stronger and a bit larger than the other guards. Darkuf despises Jedanni and wants his position.

He is waiting for a good opportunity to dethrone him. Darkuf may prove to be a good ally to the adventurers.

3. FUNGI GARDEN

The sun window on the upper east section of the wall lets in just enough light and humidity to make this part of the cave the perfect spot to grow fungi. A female goblin named Gika is the chief farmer. A team of three other goblins helps her grow and care for the fungi. The clan prefers meat over vegetables or fungi but no one says no when food is scarce. Gika and her goblins do not oppose any intruders in the cave. They kneel and beg for their lives in broken common tongue if it comes to it.

Some other goblins in the clan believe in Gika. This is a faction that opposes Jedanni's warring methods. They would rather live in peace and sustain themselves from the land and the forest around them. If the lair is under attack, they either run for their lives or kneel and ask for mercy.

The south side of the wall features

ancient decorations of cave paintings. The crude illustrations depict human hunting deer and buffaloes.

4. COMMUNAL ROOM

Most of the clan sleeps in this area. The accommodations are grim or non-existent. Most of them sleep on the ground. The cave is humid and protects them from the harsh elements. At any given time, there are 6d8 non-combatant goblins (females, old, children) and 3d6 **goblins**. The latter do their best to attack any intruders. There is nothing of value in this room.

A section where many goblins sleep is covered with old bear pelts. The goblins found a pack of bears when they moved into this area and killed them. The best pelts are next to Jedanni's throne in **Area 6**. The ones in this location were damaged or useless.

5. CELL

When Jedanni's goblins attack a caravan, travelers, or small settlements, they often bring some prisoners with them and put them in this cell. The cage bars consist of improvised tree trunks set in an angle against the ceiling. Jedanni has tried to sell some of the prisoners back to the settlements in exchange for a monetary reward. This plan has failed so far. It appears that most travelers are not worth paying for or they come from farther places and nobody knows them. This is why Jedanni is looking for an important local to kidnap. There are six adults and two children currently in the cell. They are malnourished and weak.

6. CHIEF JEDANNI THRONE

This room is a large chamber with an underground pond and a narrow stream that goes west. A medium-sized wooden throne painted in red and gold sits by the southern wall. A rug of pelts and leather extends beyond the throne a few feet. Two burning braziers and a few boxes of gold

and trinkets surround the throne. Jedanni sits royally in this throne and commands the clan. Jedanni is taller and buffer than the other goblins but still smaller than an average human. His abnormal size, muscular strength, and gift for cruelty are the reason why most goblins in the clan fear and obey him without question.

Jedanni (**goblin** with maxed out HP and a +4 bonus to STR and CON) is never alone. At any given time, there are 2d6 non-combatant goblins in the room, 2d6 **goblins**, and a **wolf** loyal to him. The collective value of the gold coffers near the throne is 108 gold coins.

7. VAULT AND TREASURES

This chamber is Jedanni's vault and sometimes sleeping chamber. There is a pelt on the floor where he sleeps. A long dagger resting on top of the pelt shows marks of dried blood. There are many varied objects around the room in disarray. These correspond to the stolen assets that the goblin clan took from several caravans and travelers. Most of the stuff has little monetary

value for the goblins unless they find a way to sell it for gold, like wheat, spices, and some delicate fabrics. A horse-drawn cart is needed to haul the contents of this room back to civilization. The collective value of these items, when sold at a city market, is 40 gold coins.



DEVELOPMENT

If Jedanni dies or runs away to save his life but the adventurers spare the non-aggressive faction in the clan, there are two alternatives for its future. If Darkuf survived, he takes over the clan within a week and the clan returns to their usual activities under new leadership. Nothing is changed except for the fact that Darkuf is a weaker leader and the clan is not better off with fewer members.

If both Jedanni and Darkuf are gone, Gika takes over the clan and becomes the first matriarch for this particular clan. She commands the clan to abandon their olden ways and pledge to sustain their weakened numbers from the fungi gardens and the forest around them. The road attacks stop and the clan starts to thrive.

THE ANFOOR OBSERVATORY

*The Anfoor can use the
eldritch device to reveal
the most guarded secrets.
Nothing escapes it.
-from the Observatory Door.*



3-5
PLAYERS



4-6
HOURS



5-10
TIER 2

BACKGROUND LORE



here exists an obscure location high on the mountain range where, rumor has it, one can obtain any piece of information.

It is near the summit of a large mountain range. The journey there is not dangerous per se but winter clothes are a strong recommendation among the locals. Written records refer to it as “the observatory”.

A nearby settlement by the skirts of the mountain calls it the “Anfoor Observatory”. People there can provide some insight into it:

- It is an observatory of the universe that can look into anything. Any data or information can be learned by looking through it.
- The observatory caretaker and the only person who can use it is called “the Anfoor”. A strange title that traces its origin to a different plane of existence.
- People usually have to wait for the Anfoor to operate the observatory.

- There is a price but it is always different. The Anfoor bargains for something interesting or of sentimental value. The price paid must feel like a genuine loss for the Anfoor to operate the eldritch device.

The Anfoor Observatory is millennia old. A tradition of caretakers known as the Anfoors provide the special service of information. Anfoor means librarian in a lost language and the individuals that carry this title take it seriously. There is only a single Anfoor that serves for forty years. They are seldom physically in the observatory, instead, they use a type of astral projection to attend to the needs of the place. This ethereal form allows them to interact physically with objects and visitors.

The observatory is like a window into a different part of reality. It can see distant places and people but it can also consult books, scrolls, or any written content in a faraway location.

As part of their job, they must not judge the visitor, nor the question or the information they wish to discover. For the Anfoors,

lore and data are a non-descriptive concept that should be available to any who seeks it. They understand the consequences of sensible information in the wrong hands but wash their hands from any repercussions their work may cause. It is not their job to gatekeep the passage of secrets in the planes.

Despite common belief, the observatory is not infallible and there is some information it cannot access. Spells that prevent scrying or remote detection, and anti-magic fields stop the observatory from prying. In some cases, the observatory is capable of producing partial information if a written record is not hidden inside the non-detection zone.

GENERAL FEATURES

The Anfoor Observatory of Possible Realities is located near the summit of a large mountain range. The way to the observatory is not dangerous or secret but it is a long journey. Eight days of mountain trekking from the base of the mountain to the observatory.

Terrain. The stone tiles in the observatory show slight signs of erosion and use but they are well kept in most places. Any square partially occupied with an object is considered difficult terrain.

Doors. The regal wooden doors have intricate bas-reliefs that depict incredible landscapes. The sculpted sceneries follow the wooden grain and create a marvelous spectacle. Each door is worth 150 gold coins if removed and sold. The door to the Anfoor's Office features a high-end lock. An adventurer can bypass such a lock with a successful **DC 16 Dexterity (Thieves Tools)** check.

Light. All areas in the observatory are in

bright light except for the vault (**Area 5**)

Beams. Four different arcane devices (**Area 4**) known as beam generators produce rays of dense light. The central area of the observatory features many mirrors that redirect and focus the light northward to the main reflector. All mirrors rest on 20-foot-tall iron posts so the rays are also elevated.

AREA DESCRIPTIONS

1. LOBBY / WAITING AREA

The mountain road ends with a large, mountainous wall. A 15-foot-tall arch of semi-square stone blocks is the only entrance. There are no markings, text, runes, or anything that betrays the purpose of this location. The entrance leads to a long hallway with stone walls and well-kept stone floor tiles. The hallway turns right to a beautiful oak door with a sculpted bas-relief of a twilight landscape.

There are two coaches, two side tables, a service table and a brown rug in the room. There is a 35% chance that another person or small group is currently “camping” in the room, waiting for the correct time for an accurate prediction. An invisible servant does its best to keep the place in the best condition. The service table by the northeast corner is enchanted with a timed *create food and water* spell. It produces enough food for as many as ten people two times a day. The invisible servant takes care of any remaining food after an hour of its creation.

2. THE ANFOOR'S QUARTERS

A gith monk named Rufanni is the current Anfoor in charge of the observatory. He is not physically in the observatory. Instead, he performs a type of astral projection that lets him interact with the objects and people in the observatory. His body and clothes appear vaporous and semi-transparent. Below the waist, the shape of his legs vanishes in a cloud of vapor.

Rufanni only comes when a visitor

requests his presence. If the observatory is empty, Rufanni stays at home in the Astral Plane. When visitors show up, the invisible servant touches a magical bell in the Anfoor office. A copy of this bell rings in Rufanni's home to notify him of the just arrived visitors. Rufanni uses a crystal ball in the observatory office to determine the position of the stars and the planes and decide when is the best moment to consult the observatory. Sometimes, a waiting period of up to three weeks is necessary to get an accurate projection of reality.

3. ROOM OF REFRACTIONS

A roughly octagonal room with several branching paths. There are six medium-sized mirrors and one large mirror on top of 20-feet-tall iron posts. A spider web of light rays dissects the room as they move from mirror to mirror and collect their energy in the large mirror. A brighter and denser beam of light moves northwards from the larger mirror. The light looks different from normal light rays. It looks denser, as if it had some corporeal

qualities. Sometimes it appears as if it were a mix of flowing liquid and quasi-material plasma.


4. BEAM GENERATORS

After a short flight of ascending stairs, an arcane device powered by orange-glowing crystals is the only thing in this chamber. Only the Anfoor knows the command words to activate or deactivate the beam generators. A successful **DC 17 Intelligence (Arcana) check** reveals that the device draws energy and mass from the ethereal plane and projects it in a tight beam. This type of eldritch machine is not used anywhere else. Perhaps the technology is well guarded or lost.

5. SECRET VAULT

A **passive Perception score of 18 or higher** or a successful **DC 18 Wisdom (Perception) check** reveals the presence of a removable section of the wall. A person must push two switch-bricks at the same time to activate a mechanism that slides the wall to the side and reveal a hidden

passage. There are several unlocked wooden chests inside the room. They contain boxes of papers, documents, and images of important things that the current Anfoor has seen through the observatory over the past thirty years. Some of the information and documents here have invaluable worth to the appropriate buyer.



6. OBSERVATORY OF REALITIES

The focused light beam hits an 8-foot-wide curved mirror that diffuses the light and reflects it down into the 20-foot-wide circular pond in the middle of the room. The pond is two-inches-deep and the crystal-clear water appears calm. Most of the time, the light projected on the water mirror manifests as a changing mix of colors and shapes with no clear purpose. Only the Anfoor can manipulate the device to activate it. The Anfoor stands under the curved mirror and chants an arcane incantation that includes the question of information that the visitors want to learn. If the moment is right, the projection on the floor changes and reveals pieces of information that could be acquired in no other way. It can reveal the location of an individual across the planes. It can show a detailed map of a fabled object or place. It can even reveal the identity of a masked individual or entity. The scope and power of the observatory are only limited by the Anfoor's ability to relate the question to a

particular moment in time and space by analyzing the stars and the movements of the astral bodies. If the Anfoor chooses the correct time, anything can be learned in the observatory. The observatory cannot see the future or respond to information that has not come to pass.

The average waiting time is 1-2 weeks before the moment is right. The more detailed and obscure the information to be learned is, the more time waiting for the appropriate window of opportunity. The longest Rufanni has had a visitor wait for a prediction is eight months.

GOLDCREST

Everyone is working double shifts during the harvest season. The Major must ship the tithes soon.

-Worried Farmworker



3-5
PLAYERS



8-12
HOURS



1-4
TIER 1

BACKGROUND LORE



Goldcrest is a beautiful small farming town two days east of the kingdom's capital. Many consider it a breadbasket for the region and the grain contributions to the metropolis are essential to the local economy. The capital assigns a town major every four years to oversee that the farming operation and the labor force work as intended.

Goldcrest is located among an important merchant road. Travelers of all kinds, merchants, and trading caravans pass through this town all the time and help boost the local economy. One interesting feature in Goldcrest is a garden of statues in the middle of town. A two-foot-tall stone wall surrounds a verdant garden with six stone statues. Each statue represents a past king from the dynasty. The newest statue represents the current living king. There is gossip among the townsfolk as some of them claim to have seen the king in the capital during an official announcement and they say that the statue does not look like him at all.

GENERAL FEATURES

Goldcrest is located two days east of the kingdom's capital. It is primarily a farming town and a valuable asset to the region.

Terrain. Large portions of farmed land surround Goldcrest in all directions. The terrain is more or less flat, with few trees or hills.

Population. Goldcrest has a population of 300 people. 95% human, 5% mixed.

Exports. Goldcrest's main exports are wheat and barley. The vast majority of farmland around the city produces these grains. The town exports a small number of animal goods too.

Government. A representative in the capital appoints a major as the person in charge of Goldcrest once every four years. This major pledges allegiance to the crown and contracts an obligation to send shipments of grain as a tithe. The exact amount the town must send is agreed upon during the last month of the previous year.

Smells and Sounds. The smells of plants, fertilizer, manure, and mud are common throughout Goldcrest. The sound of the wind often whistles and reminds people of the chant of whales. Locals say this happens when the wind blows through some hollow trees.

AREA DESCRIPTIONS

1. BLUE SALAMANDER INN

This is the largest building in Goldcrest. It is a two-story inn with a pallid blue façade. A wooden sign over the main entrance shows a pair of strange blue snakes coiled around one another. The inn has ten rooms of different sizes for rent. A section of the first floor is reserved as a small apartment for Davis, the owner. Davis inherited the Blue Salamander Inn from his grandparents who passed away a few years ago. Davis employs six people in town and usually has half the inn available to rent. Goldcrest does not receive many visitors but merchants and adventurers stop in

town to take a well-deserved rest.

Quest. Davis expected a wine and ale shipment from the capital a week ago but it never arrived. He fears that the shipment or the caravan might have been attacked, or that they had an unfortunate delay. He is willing to pay 50 gold coins to a group of sellswords who retrace the route and find out what happened to the shipment.

2. GUDRIK'S GENERAL SHOP

A two-story L-shaped building is the only location where locals can buy and sell stuff. Gudrik's General Shop has all kinds of necessary items for farming and caring for livestock in stock. Gudrik has a small catalog of useful stuff for travelers or adventurers but his wares in this department leave much to be desired. Gudrik buys and sells all sorts of things to traveling merchants. He often buys trinkets that no one in town needs but that he believes other travelers might want to acquire. If the adventurers come looking for some type of specialty equipment or item, there is a 15% chance that Gudrik has it in stock.

Gudrik employs four people in his store.

Quest. A merchant sold Gudrik an expensive crate of silk but it turned out it was only half full. Gudrik claims that the merchant parted east two days ago in a mule-drawn cart. He should not be too far from Goldcrest. If the adventurers help Gudrik collect the difference in gold he overpaid, they can keep 30% of the recovered gold.

3. YUNNO'S BLACKSMITH

Yunno is a tall overweight man with brown hair and strong arms and back. Yunno's work consists of making nails, horseshoes, and other small iron tools and implements. He also makes farming implements and crude swords. His weaponry is of lamentable quality, but good enough to put on a show when the town is in danger. Goldcrest is in a strategic geographical location that has kept it isolated from the worst end of military warfare. Despite his apparent mediocrity when working with weaponry, Yunno is capable of making simple repairs or small modifications to weapons and armors. Yunno employs a full-time helper

and also trains two young apprentices.

Quest. Yunno explains that there is a mining town east of Goldcrest. If the adventurers happen to go through that area and bring iron ores or other more exotic metals, Yunno pays a fair price for them.

4. GOLDCREST WELL

A large circular stone well in between the blacksmith and the barn is the main source of drinkable water in Goldcrest. People do not use this water for the farms, utilizing a crude irrigation system from a nearby river for that, instead. The well draws its water from an underground source that has not dwindled for years.

Quest. The freshwater from the well is now tainted. It is mixed with a strange greasy black substance. The worst thing is that the black muck coalesced into an amorphous mass a few days ago and tried to attack the townsfolk. They killed it with farm implements but a farmer suffered serious acid burns. It appears that a new creature is forming now.

5. BARN AND GRANARY

A large rectangular building with a two-story-high circular granary tower dominate the southeast end of town. A three-foot-tall fence surrounds the barn and limits the pasture area for livestock. Sheep occupy the majority of the building with a herd of more than sixty animals. The rest of the animals are a few cows and goats. Grey Jenny is the animal husbandry expert in Goldcrest and she is in charge of the barn. She is a middle-aged woman with a strong tough body. She always wears her hair in a thick braid that almost reaches her waist. The barn is under direct jurisdiction of the town major and it employs twenty people.

Quest. The barn is the home of Halla, a sheep. This sheep is special. For some reason, its wool grows golden and has become a rare but expensive material. Grey Jenny has tried to breed Halla for months unsuccessfully. A tragedy occurred yesterday: Halla managed to jump the fence and escaped. Grey Jenny claims that she could not have gone too far. She offers gold to travelers willing to find Halla, the Golden Sheep.

6. VILMA'S APOTHECARY

A small unmarked house is the place to go when an ailment hits or a person feels weak. Vilma is an old woman of a thin frame and slow movements, but sharp eyes. Both her father and grandfather were apothecaries. Vilma continues the tradition but it appears the family profession ends with her. She never had children and her siblings died in a war decades ago. The adventurers can find all kinds of herbal potions, treatments, and medicine in Vilma's store. Even exotic components or ingredients have a 40% possibility of being in stock.

Quest. Vilma knows her years are ending. She wants to teach everything about her tradition to a suitable apprentice. A blood-related relative is not an option so she is willing to teach whoever accepts to be her pupil. If one of the adventurers wishes to stay, they stay with Vilma for five years. Otherwise, the adventurers may interview and find the perfect apprentice among the townsfolk.

7. GRONDY'S FLOPHOUSE

Grundy is the only half-orc living in Goldcrest. He used to be a farmworker and did that most of his life. Lately, he added some modifications to his house and expanded it in a rather uncommon way. Grundy now leases parts of his home to travelers for a cheap price. He competes with the Blue Salamander Inn but the prices and accommodations are so different that no one minds. For a silver coin, Grundy provides a pelt to lie down on the floor but not much else. There is a latrine outside and no way to take a bath. Breakfast is included but it is not tasty.

Quest. Grundy housed four merchants yesterday and they stole from him. They left this morning and took four pelts with them. Grundy cannot replace them easily because of the cost so he offers a night of alcohol, fun, and free lodging to whoever catches up with the dishonest merchants and retrieves the pelts.

8. MAJOR'S HOUSE

The currently appointed major is a man from the capital named Horld. Major Horld lives near the center of the town, next to the labor bunkhouse. The major's estate features rock and brick walls and tall windows. It is not a fortified manor but it is more secure than the rest of the buildings in Goldcrest. Major Horld's main job is to make sure that all farmlands are working throughout the year, that the supply of laborers is enough for the farms, and to collect tithes in the form of grain shipments for the capital. He is supposed to send a shipment every three months. The people in town respect Major Horld but a



faction of farmworkers thinks that things would work better and smoother without him snooping around.

Quest. Major Horld is ready to send a grain shipment to the capital but the recent rumors of brigands and dangers on the road worry him. He is willing to offer one-hundred gold coins to seasoned adventurers to escort the three horse-drawn carts safely to the capital.

9. HARRY'S LABOR BUNKHOUSE

The town employs hundreds of low-level workers for the farms but not all of them own a house or wish to establish in Goldcrest. The labor bunkhouse is the temporary home of sixty or more farmworkers. They sleep and eat here when not working. The bunkhouse administrator is in charge of paying the workers but he always takes a small portion of their pay to cover the cost of the bunkhouse. Most people here live day by day. With no family, opportunities, or a large salary, most workers end the day and spend the rest of their wages on alcohol or entertainment.

Quest. A group of sixteen farmworkers has taken the labor bunkhouse hostage to protest for their low pay. Their strike is costing too much to Goldcrest during the harvest season. They demand that Major Horld raises the pay of all farmworkers before they return to work. They have barricaded themselves inside the building and have farm implements for arms. The major wants adventurers to break their way inside and negotiate a surrender. He does not want to raise the pay but neither does he want to solve this thing with force.

10. AGARIS' BOTANY LAB

Agaris is a reclusive character in town. He seldom abandons his home and tends to send an errand boy to do his shopping or anything else he cannot bother himself doing. Agaris is an accomplished spellcaster that moved to Goldcrest ten years ago to be closer to nature. Back then, forests and plants surrounded the town but it became a farming hub and endless wheat fields are all there is. Agaris has devoted his study and magic to the incantation of

plants and magic related to nature. People say he is a botanist but he is more of a conjurer of plants, or a nature necromancer. People still remember an incident four years ago when three strange plant creatures knocked him out and attacked the villagers. The plant monsters broke a farmer's hand and killed a sheep before running away into the wild. Agaris paid for the farmer's treatment and wages while he was convalescing but they still hold him accountable for the unfortunate development.

Quest. Agaris reveals a dangerous truth to the adventurers. He used divination magic to track the escaped plant creatures from a few years ago and they are still close to Goldcrest. The problem is that they are now larger and meaner. He fears that the plant creatures might one day stumble across Goldcrest and attack again. He offers the adventurers a magical compass that detects plant creatures in exchange for them going south and getting rid of them.

JYKER'S TRAPPED VAULT

Of the several brave individuals who dared use the teleportation circle...

No one ever returned.

-Grim Scripture



3-5
PLAYERS



4-6
HOURS



5-10
TIER 2

BACKGROUND LORE



o one knows who Jyker was or what his deeds were. What remains of human and elven records that mention this individual is scarce, vague, and sometimes, contradictory. The few scholars that have studied this subject agree that the obscure figure named “Jyker” must have been a spellcaster of sorts. There are dubious references to a staff of power, a grandiose spellbook, and a personal library with volumes and treatises lost to time.

Cross-references of different documents reveal what appears to be a lair or vault created by Jyker. An obscure passage translated from a dead language points to the fact that no one should ever visit this location because it shelters Jyker’s treasured possessions and they are surrounded by danger. Many have tried to retrieve them in the past unsuccessfully. The document also includes a circle of magical runes for teleportation spells. There is a modern log of three instances in which people used

the rune circle to travel to the vault but they were never heard of again. The place was deemed too dangerous to even explore and all paperwork went back to cold storage to be forgotten.

The adventurers may come across this information by mistake or as an interesting turn of events. An important piece of lore they need may only be found in Jyker's vault. If the adventurers gain access to the available documentation about Jyker and his would-be lair, they have access to the rune circle for the teleportation spell. Additionally, a successful **DC 15 Intelligence (Arcana) check** reveals that the information is consistent with the description of a created demiplane outside of known reality.

GENERAL FEATURES

Jyker's Vault is located in a 100 by 100 feet demiplane which exists outside of reality in a remote region of the Astral Plane. It can only be accessed through the teleportation circle in **Area 1**.

Terrain. The dungeon in general has a good state of conservation. The stone tiles have little erosion damage. A thick layer of grey dust covers all surfaces in the place, signaling it has been a long time since a person accessed the demiplane.

Doors. The two metal doors are shut and do not have a handle or a clear way to open them. The door in **Area 2** opens automatically after the trap in that chamber resets. The door in **Area 3** opens automatically upon dealing with the shadows. An adventurer can attempt to bypass the machinery that powers either door with a successful **DC 18 Dexterity (Thieves Tools) check**. Doors magically close or return to their original state after 1d4 days.

Traps. The vault features several protection mechanisms designed to kill, maim, or scare off any visitors. These traps are mechanical devices imbued with magic. After functioning as intended, all traps reset to their original state after 3d8 minutes. If a trap is tampered with, disabled, or destroyed, it still returns to its original state after a longer period of 1d4 hours.

Light. Sconces with magical torches provide bright light in most chambers. The magical torches go off if removed from their resting places.

AREA DESCRIPTIONS

1. ENTRANCE

The magical mist from the teleportation spell vanishes as you appear in a ten-foot-wide hallway with a metal door at the opposite end. Two alcoves on either side of the hallway house identical stone statues of a guardian with a shield and a long knife.

The magic runes in the teleportation circle deactivate on arrival. The adventurers cannot use the circle to exit the demiplane for 2d4 hours. A **passive Perception score of 16 or higher** reveals the location of a hidden passage in the south alcove. It leads to the machinery room for the crushing wall trap.

2. CRUSHING WALL TRAP

The south wall of the hallway appears to be a large metal panel. It looks out of place when compared with the stone bricks that conform the rest of the area.

The eastern end of the hallway is a *crushing wall trap*. When triggered, a falling portcullis divides the area and locks whoever is inside while the metal wall slides north.

Trigger. A pressure sensitive panel next to the metal door activates when at least 50 pounds of weight are applied to it. A passive Perception score of 18 or higher reveals the presence of the panel.

Effect. An iron portcullis falls as soon as the pressure panel is activated. The metal wall slides north and takes 4 rounds to reach the other end of the hallway. Any creature in the room when the two walls approach each other must make a **DC 16 Strength saving throw**, taking 19 (6d6) bludgeoning damage on a failed save, or

half as much damage on a successful one.

Countermeasures. A successful **DC 14 Dexterity (Thieves Tools) check** allows a character to disarm the trap from the machinery room behind the metal panel. Otherwise, a character may attempt to lockpick the metal door to **Area 3** or lift the portcullis with a successful **DC 18 Strength (Athletics) check**.

3. POND OF SHADOWS

A large chamber flanked by rows of stone pillars with a two-foot-deep pond at the opposite end. Murky, greenish water flows from the pond outward on four straight canals that reach the walls. A dark mist rises from the pond and coalesces into vaguely formed humanoid shapes in the air as the torches go out and darkness comes.

6 **shadows** emerge from the pond and attack when the torches' fire dies. After the shadows are dealt with, the magical torches burn bright again and the door on the

south wall opens. A **passive Perception score of 16 or higher** reveals the location of a hidden passage by the south wall.

4. ROLLING BOULDER TRAP

The narrow hallway intersects a wider slanted hallway that extends more than seventy feet to the west. The hallway is slanted downwards at a 35-degrees angle. A large irregular boulder by the eastern end of the passage looms menacingly. Nothing seems to hold it in place.

The entire extension of the hall is a rolling boulder *trap*. When triggered, the large rock is set loose and it rolls down the slanted hallway until it reaches the westernmost wall. It crushes anything in its path.

Trigger. A pressure sensitive panel in front of the boulder (see map) activates when at least 50 pounds of weight are applied to it. A **passive Perception score of 18 or higher** reveals the presence of the panel.

Effect. The magical force that keeps the rock in place disappears and it starts mov-

ing down the hallway at increasing speed. Any creature in the hallway must make a successful **DC 16 Dexterity saving throw** or take 16 (5d6) bludgeoning damage.

Countermeasures. A successful **DC 14 Dexterity (Thieves Tools) check** allows a character to disarm the pressure panel to avoid triggering the trap. Failure by 5 or more causes the trap to trigger.

5. SPIKED PIT TRAP

Before you, a 15 by 15 feet chamber with no furnishings or decorations stands apart from the rest of the dungeon. A lone magical torch is the only light source here. A long flight of stairs descends into the darkness below.

There is nothing of interest in this room. A *spiked pit trap* awaits in front of the stairs. When triggered, one or more creatures may fall to their deaths in the spikes below.

Trigger. A pressure sensitive panel in front of the stairs (see map) activates when at least 50 pounds of weight are applied to

it. A **passive Perception score of 18 or higher** reveals the presence of the panel.

Effect. When triggered, a rectangular-sized section of the floor gives in and opens to a forty-feet-deep spiked pit. Any creature in the area must make a successful **DC 16 Dexterity saving throw** or fall to the bottom of the pit and take 17 (4d8) piercing damage.

Countermeasures. A successful **DC 14 Dexterity (Thieves Tools) check** allows a character to disarm the pressure panel to avoid triggering the trap. Failure by 5 or more causes the trap to trigger.

6. FAKE VAULT

The light from two flickering torches flanks a single wooden chest at the end of the room. The wooden chest is closed but unlocked. A strange mural behind the chest depicts an eldritch scene of gods giving objects of power to mortals. The strange implications of such an image elude explanation.

The room has a *poison dart* trap. The north and south walls feature offset adornments which shoot darts that target any creature within the room.

Trigger. Lifting the wooden chest lid pulls a string that triggers the trap. A successful **DC 16 Intelligence (Investigation) check** reveals the presence of the trigger line in the chest.

Effect. When triggered, rows of poison darts fly from both walls. Any creature in the room must make a **DC 14 Constitution saving throw**, taking 12 (4d6) poison damage on a failed save, or half as much damage on a successful one.

Countermeasures. A successful **DC 14 Dexterity (Thieves Tools) check** allows a character to disarm the trigger thread line. Failure by 5 or more causes the trap to trigger.

The chest is empty except for a small scroll. It has a single phrase, printed in blood red ink. It reads “The real treasure is the friends we made along the way”.

A **passive Perception score of 15 or higher** reveals the location of a hidden button at the bottom of the chest. Pushing the bottom causes a section of the east wall to slide sideways and reveal a hidden passage to the true vault.

7. JYKER'S VAULT

The short passage opens up to a 15 by 15 chamber with an unremarkable wooden chest by the east wall. Two glowing braziers flank the chest and provide a warm orange flickering light.

This is the resting place of Jyker's treasure. No one has accessed this chamber since the conception of Jyker's demiplane. No one ever got this far. The unlocked chest reveals that its internal area is larger than it would appear from the outside. It contains several leather sacks with varied coins and precious stones. The collective value of these items is 11,000 gold coins. Jyker's spellbook, staff (*staff of the magi*), and personal notes and books are in the chest too.

SVLINTEN CITY

*The glowing crystals in
Sulinten are the most
beautiful thing I have seen
in my travels.*

-Seasoned Merchant.



3-5
PLAYERS



4-6
HOURS



5-10
TIER 2

BACKGROUND LORE



he various races that inhabit the world have different characteristics. Their complexion and physical differences help them adapt better to diverse kinds of environments. Humans, in particular, are the most versatile and flexible of humanoid. They have learned to make the most of their surroundings and readjust their needs to facilitate life. Gnomes and dwarves, on the other hand, are known for their cunning ability to shape rock and stone. It is a common thing to see underground settlements run by a dwarf clan, or a community of gnome sages.

The Underground City of Svlinten is one of those gnome-preferred locations. The city has been around for ages and its history goes back a couple of gnomish generations. The pioneers of this large underground settlement did not mean to stay long when they first got here. Their journey through the Underdark had been rough and they needed a safe place to rest.

One day, the stumbled upon a large cavern. They stood in awe admiring the colorful lights that the crystal-covered walls produced. There were only two entrances to the chamber so they thought they could camp there while keeping watch from afar. They just stayed a night, but the wonderful view of the cave persisted in their thoughts.

The gnomes came back to the mystical cavern a few fortnights later intending to stay. Headed by Danik Philbin, the gnomes settled down. They inaugurated the place with the construction of Philbin's Threshold, a large arch in the southern entrance of the cave, marking the beginning of a new settlement. And so, Svlinten came to be.

With the passing of years, Danik Philbin convinced more gnome families to come to do business in Svlinten, or settle down there. The cavern was an attractive sight. The cavern is full of white Faerzness-infused crystals attached to its walls and rock formations. They emanate a light which, combined with the rest of the colored crystals' glow, creates a mesmerizing

view. The gnomes learned to cohabit with the magic of the Underdark. They take advantage of the Faerzness to improve their innate magical properties, and they also utilize it in farming to grow larger crops and mushrooms.

Svlinten became a popular venue. The Philbin family prospered more with each generation. **Bladik Philbin** is Danik's great-grandchild. He has been the leader of Svlinten for about a hundred years. However, his time in power has been stained by the invasion, a grim event from fifty years ago. Gnome sages claim the crystal eaters were a creation of the Faerzness magic underground. These beasts invaded the city from the east.

At first, the gnomes were more than capable of dealing with one or two of these vermin. But with the passing of weeks and months, the monsters increased in numbers and strength. One day, **Bladik Philbin** send some gnomes to place an iron bar gate to cover the tunnel. This was merely a momentary solution. The crystal eaters made their way through them and

threatened with wiping out the whole settlement.

Bladik set a plan into motion, then. It took him a couple of hard months. While defending the city and risking everyone's lives by stalling the monsters in the eastern side of the cave, he sent scores of gnomes to build a wall that divided Svlinten in two. Bladik sacrificed one-fourth of the whole city to save the rest, and his plan worked. The enormous barrier also halts the course of the water coming from the natural springs above the chamber. The ruins, as they call them now, have been abandoned for decades. A group of trained guard gnomes is tasked with the security of the blockade and its protection. Even though many lives were lost, the wall succeeds in keeping the monsters at bay.

Many gnomes admire Bladik and are grateful to him. They believe Svlinten would be overrun if it were not for him. But a few of the underground dwellers hold a grudge on him, stating this is still only a temporary fix. They think Bladik should not have given up such a large section of

the city. Or that he should have asked other leaders and settlements for help. In any case, Bladik is way more loved than hated.

Professor Luvikus is Bladik Philbin's associate. He is a scientist. He has been living in Svlinten all his life and he knows everything about the crystals in the city and how to manipulate Faerzness to their favor. Everything but one thing, how to stop the crystal eaters. He has been researching for the past few years. He recollects all kinds of samples of crystals and conducts experiments on them. He is trying to find a way to counter the crystal eaters' physical composition by rendering the crystals unattractive to them and their diet. So far, his experiments have failed.

The scientist gnome has not tried anything yet. All his previous experiments contained local samples of crystals from the city's walls. He asked Bladik's permission to make an excursion outside the protective walls. He wishes to capture a crystal eater alive, which has never been done before. He is certain that an autopsy on one of these monsters is the key to hinder

them. Bladik refused his request, saying he already has enough detractors. And he does not plan to send gnomes outside the wall. Bladik offered his associate funds to hire someone to do this for him, however.

Luvikus is now looking for a group of sellswords or mercenaries that can do the job. Helped by Bladik, he offers 2,000 gold pieces for a living specimen of a crystal eater.

IMPORTANT NPCs

BLADIK PHILBIN

The direct descendant of Danik Philbin always wears an elegant doublet and several pieces of jewelry. He fancies rings overall. Bladik has a round face and prominent cheeks. He has a small white goatee and he wears a pair of golden spectacles. He spends his time listening to the general complaints among Svlinten citizens.

Goal. Maintain his reputation by forbidding Luvikus from using gnomes for his task.

Instinct. He tells anecdotes of the city and his predecessor Danik over and over.

Flaw. He prioritizes what the gnomes might think of him over the importance of getting rid of the crystal eaters.

PROFESSOR LUVIKUS

Luvikus looks like a mad scientist. He has scruffy, long white hair. He wears a very thick pair of spectacles that make his gray eyes look larger than normal. His pink nose contrasts with his pale skin. He has a high-pitched voice and gets excited when the topic of the conversation turns to science and his experiments.

Goal. Find a group of brave enough adventurers who take the job.

Instinct. Stare into the horizon with a thoughtful look when he talks about what he thinks might happen once he does his experiments with a living specimen.

Flaw. He is a man of science and discredits all talks of gods and religion coming from clerics and priests.

GENERAL FEATURES

River. The water flow comes from above the ground and like a waterfall, it never stops.

Illumination. There is no day cycle in Svlinten. The caves are in a permanent state of glow. The Faerzness-infused crystals light the cavern at all times.

Housing. All gnomes live in holes dug inside hills and rocky formations. There are no single homes per se. All gnomes are accustomed to live a little crowded.

Crystal Eaters. These monsters resemble crustaceans. Use the stats of a **giant crab** with shiny pincers with adamantite plating. Their diet consists of crystals, precious stones, and quartz.

AREA DESCRIPTIONS

1. PHILBIN'S THRESHOLD

The large arch is the oldest structure of the city. Danik Philbin and the pioneers he arrived with built it. Since this was the very first construction, the gnomes never stopped expanding it. Now it is the size of a small castle. It contains a small square with a market. The best spice and mushroom vendors sell their wares in this privileged location. There are always members of the guard welcoming visitors and newcomers. They also keep records of who enters and leaves at all times.

2. PHILBIN'S QUARTERS

Most of Svlinten residences are holes carved in rock formations. These rocky mounds are large enough to contain several chambers and allow dozens of gnomes to inhabit them. This mound belongs to **Bladik Philbin**. Other members of his family live here as well. Philbin's Quarters can be seen from the entrance to the city.

3. LUVIKUS' LAB

This mound houses **Professor Luvikus'** lab. He has a chemistry laboratory and a workshop here. This is where he spends most of his time. Luvikus has three assistants or helpers. Young gnomes, apprentices of chemistry and Faerzness' magical properties, have their chambers here. They live to learn from Luvikus.

4. FARMER'S MARKET

Farming is an important profession in the city. Many gnomes dedicate their lives to their farms. This hill houses a combination of many small storefronts. Several gnomes occupy the mounds' spaces to exhibit their wares and crops. Local vegetables and fruits are always present.

5. BEETLE RIDERS

Gnomes in Svlinten implemented a transport system riding giant beetles. Beetles enjoy ingesting the mushrooms the gnomes plant; it has become a symbiotic

relationship over the years. The gnomes care for the beetles, breed them, and feed them, while the beetles allow the gnomes to ride them. A successful **DC 14 Wisdom (Animal Handling) check** allows a character to befriend a beetle and ride it. Svlinten gnomes do not have to make this check.

6. WHEAT FARMS

Most of the farms in Svlinten are wheat farms. These are located closest to the underground river. The wheat grown in Svlinten is a variant species that needs less light and grows well with the Faerz-ress light from the crystals. The wheat is smaller and less nutritious than its surface counterpart but the gnomes offset it by planting more of it. The underground stream that feeds the farms enters the cave from a waterfall on the west wall. The gnomes have dug canals over the years to direct the flow of the water to their advantage.

7. MUSHROOM FARMS

Svlinten also has large plantations of exotic mushrooms. The natural magic of the place helps the gnomes harvest the rarest of mushrooms. Some of them have magical or healing properties, others are common species but larger in size. All these varieties are available in the farmer's market. The locals consume this product but the exported mushrooms sold to human settlements on the surface bring the most profits to Svlinten by far.



8. WALL

The protective barrier that keeps the crystal eaters at bay is fifty-feet tall. Members of the guard are present at all times and patrol the top of the wall. They seldom have to defend the walls from the monsters. The wall has three gates but no one uses them. The gnomes built dams along the wall to stop the flow of the water from crossing to the ruined part of the city. Only the dry paths remain.

9. ABANDONED MAIN SQUARE

This used to be one of the most popular places in Svlinten and the former location of the Farmer's Market. Five roads intersect in here, forming a star. A large 20-foot-tall copper statue of founder Danik Philbin overlooks the ruins.

10. RUINS

This section of the city has been abandoned for more than four decades. Crystal eaters roam the streets and inhabit deserted buildings. Many gnomes in the city consider the ruins to be lost forever and think it is best if they are forgotten. Luvi-kus thinks otherwise and trusts he can find a way to deal with the monsters once and for all and recover what they lost almost half a century ago.

11. EASTERN TUNNEL

Hundreds of years ago, this tunnel was as an entrance to the city, although it was not as used as Philbin's Threshold ([Area 1](#)). The iron bars that covered the entrance show signs of deep corrosion and some of them are destroyed. The tunnel is believed to be full of monsters and danger. No visitor has accessed the city chamber from this tunnel in decades.

THE OAKLEAF MANOR

*If you're looking for a
grand place to stay and
hunt, look nowhere else but
the Oakleaf Manor.*

-Knowledgeable Traveler.



3-5
PLAYERS



4-6
HOURS



1-4
TIER 1

BACKGROUND LORE



Healthy people seldom stay idle, or in the same place. They usually have their hands full working on future projects, taking care of their businesses, or spending their gold in fancy locations. This is no different for Rathnir, who comes to Oakleaf Manor once or twice every two moons. The mesmerizing building in the middle of the road between two bursting cities is a luxurious inn, and he is the proprietary. Whenever he comes, he sees that the Lords of the Market meeting takes place. Successful and powerful merchants, corrupt officers, and lesser crime magnates compose this organization. The members of this privileged group discuss new ways to increase their wealth, new potential business venues, or how to get rid of an uncomfortable competitor.

Rathnir is a charismatic, easygoing, yet greedy changeling. He acquired great wealth thanks to his innate gambling skills. He excels at cards, roulette, or any other

gambling games that require mathematics and analytic abilities. Rathnir has short-term photographic memory which makes him an expert in card games; he can gauge the odds of winning and can predict the best strategy nine out of ten times. He took advantage of his shapeshifting ability to move around in inconspicuous ways and has fooled many casinos and gambling houses owners by making them believe he had never set foot in them, even though he enjoyed a winning streak the night before.

Rathnir leads a dangerous life. He owns many brothels, taverns, and inns in Goldenleaf, South Hildberg, and other neighboring cities and towns. He is no stranger to the criminal life in the urban underworlds. At this point, he has become a crime lord himself. He assumes the shape of a fine and sophisticated tiefling whenever he meets with the Lords of the Market. They all meet at Oakleaf Manor, which is Rathnir's venue. The members of this group believe Rathnir is just a tiefling. Only Vamin, the half-elf who takes care of the manor whenever Rathnir is away,

knows about his real identity. The manor works as a sophisticated inn all year round while Rathnir is busy managing his affairs most of the year. He returns to the manor whenever he wishes to relax, lay low, or meet the Lords of the Market.

The meeting takes place in the large conference room. These tycoons plot and conspire until sunset and then leave. If there are enough free rooms at the moment, sometimes a few of these distinguished individuals stay for a couple of days. They do so when they need to keep a low profile for a while, or just because they wish to unwind and take a breather from the stress of their criminal lives.

Rathnir enjoys hunting. Oakleaf Manor has a trophy room to display the stuffed heads of the greatest prey he has hunted. Rathnir loves to bring guests here. He delights in watching his guests admire his trophies. He also utilizes this room whenever he needs to meet with an adversary or someone he does not know well. He believes negotiations done in this particular room of the manor tilt to his favor but

he cannot explain why that is. Rathnir also takes joy in horse racing and equitation. It is one of his favorite activities whenever he is around.

CURRENT AFFAIRS

It is that time of the month. The Lords of the Market are to meet soon. Rathnir has looked forward to having this reunion for a long time. Their next objective is to get rid of two of the most influential lords in Goldenleaf and South Hildberg. These are important court members and their family names have a strong weight in the cities' decisions. Both politicians have stepped in Rathnir's way on multiple occasions. The two men are not aware of Rathnir's existence but their decisions and policies oppose Rathnir's objectives. Rathnir decided this is the next step toward amassing more wealth. The details of this operation are to be discussed in this next meeting.

Rathnir warned Vamin about the importance of this event and asked him to have everything ready for that day. The loyal half-elf hired a group of six halfling helpers

for a few days. The halflings are catering experts and fantastic cooks. They know the manor well too as Rathnir has hired them several times in the past. They are, in fact, a small section of their criminal organization. The skillful team of halflings arrived some days in advance to prepare everything. They brought food and supplies to prepare a banquet. They verified all jerkies, dried fruit, and wine in the cellar were in optimal condition. They readied the dining room and helped Vanim with any other preparations.

The Lords of the Market gather in Oakleaf Manor at the appointed time. As usual, their bodyguards accompany them. The manor looks the liveliest during these meetings due to the number of horses in the stables and the carriages overcrowding the land. Rathnir, his assistant Vamin, ten Lords of the Market, the six halflings, and a total of 15 bodyguards hired by the Lords occupy the mansion that day.

If Oakleaf Manor is busy with traveling guests, Vamir kindly asks them to stay upstairs in their rooms for that day. He also

offers a couple of horses to trot around the area for a while, free of charge. The point is to keep guests away from the conference room and avoid any attempt to eavesdrop on the Lords of the Market. A couple of years ago, a common merchant happened to overhear a piece of delicate information. He had an unfortunate “accident” the day after and lost his life. A terrible tragedy. Rathnir paid a dear price that day to keep mouths shut.

ABOUT OAKLEAF MANOR

A character who wishes to know or remember additional information about Oakleaf Manor must make an **Intelligence (History) check**. The character remembers facts according to the next list. He remembers all the facts for which DC he meets and exceeds. The character rolls with advantage if he has stayed here before:

- **Everybody Knows** – Oakleaf Manor is a luxury inn in the middle of the road between Goldenleaf and South Hildberg. It is nice as it is expensive.
- **DC 14** – A half-elf runs the place. People think it unlikely that he can manage the whole place by himself. Some say he is not what he seems.
- **DC 16** – An obscure crime lord owns Oakleaf Manor. They say it is a devil that comes from time to time and has unhallowed reunions filled with vices and ill company.

GENERAL FEATURES

Doors. Besides the main door, all doors in the manor are varnished and elegant. Doors to the stable, cellar, or privies are good quality but have no sophisticated touch. A successful **DC 15 Dexterity (Thieves Tools) check** allows a character to open all the doors that are locked, to which Rathnir and Vamin have the only keys. A successful **DC 13 Strength (Athletics) check** grants a character the same effect, but the noisy entrance alerts nearby guests in the manor.

Light. Oakleaf Manor features lamps on the ceilings. Rathnir paid a considerable amount of gold for a wizard to install *eternal flame* spells that activate and deactivate on command. Guests are given the magic command word to manipulate the light in their rooms at will.

Road to Goldenleaf and South Hildberg. Both cities are less than a day away from Oakleaf Manor, and their commercial relationships with other nearby towns cause considerable traffic to this road.

Rathnir saw this opportunity and built Oakleaf Manor.

Fah-Tee and Caterpillar. Both horses ended up living at Oakleaf Manor because Rathnir got rid of their owners for being too talkative and sharing confidential information. They are healthy beasts and Vamin takes good care of them. Guests are free to ride them while they stay at the manor.

AREA DESCRIPTIONS

1. LOBBY

Oakleaf Manor has a large entrance. A varnished elegant double door. Small carvings of oak leaves with symmetrical shapes cover the surface of the doors. They form a splendid pattern. In deeper carvings, the name “Oakleaf Manor” can be read. Two doors East and West of the entrance signal the wardrobes ([Area 2](#)). Two magnificent sets of armor flank the entrance to the lobby. Rathnir has exquisite taste for decoration, a handmade sewn rectangular carpet dominates the chamber. It depicts a fine map of the countryside. Six wooden pillars flank the walls and support the second-floor balcony and the staircase

2. WARDROBES

These small cubicles contain a pair of closets and drawers to store coats and other pieces of clothing. Vamin welcomes all visitors and recollects their coats with

grace and delicacy. Both doors to these rooms are locked at all times. Only Vamin possesses the key. He opens them whenever new guests arrive, and he only opens them again the moment they leave.



3. FOYER

Rathnir keeps one of his trophies in here. The brown bear pelt near the hearth was a formidable opponent. The room has a small table and two tall green chairs. The furniture looks new and unused. A floor to ceiling bay window looks to the stables and the forest beyond. 4 bodyguards are waiting in this room (3 **bandits** and 1 **guard**) the day of the meeting.

4. LIBRARY

Rathnir is not a man of many books. The ones he owns are rare volumes about card and strategy games. The small library has two bookcases with some books each and a large number of journals with news about Rathnir's exploits. There is a large rectangular wooden table with six chairs. These chairs are large and sturdy. A large window looks to the stables. 3 bodyguards are playing a dice game in this room (2 **bandits** and 1 **thug**) the day of the meeting.

5. RATHNIR'S PERSONAL QUARTERS

The three doors to Rathnir's room are locked at all times. He owns the only key. Long, thick, intricate curtains cover both tall windows and leave the room in a semi-permanent twilight. This allows the changeling to sleep in darkness, even when there is a full moon. Rathnir's chamber has its own hearth, chest, wardrobe, and a small closet.

A successful **DC 16 Intelligence (Investigation) check** reveals the presence of a safe box behind a painting. Rathnir has the only key on him at all times. A successful **DC 16 Dexterity (Thieves Tools) check** allows a character to force the lock and open it. It contains bags with coins, precious stones, and several pieces of expensive jewelry. The collective value of this treasure is 5,000 gold pieces.

Rathnir, the Changeling

Rathnir adopts numerous and various shapes when he is traveling to be inconspicuous. However, he always assumes

the shape of a tiefling when he comes to Oakleaf Manor. None of the Lords of the Market know about this. They all believe Rathnir is a tiefling.

In his tiefling form, Rathnir wears his long white hair in braids. Some of them swirl around the horns in tight spirals, giving his horns an elegant touch. He wears long tunics and extravagant trousers and boots. He fancies golden jewelry. Bracelets, rings, and a couple of earrings, such are Rathnir's expensive tastes and he has whole matching sets to show off different jewels in every possible occasion.

6. TEA GARDEN

Five floor to ceiling window panels surround this small teahouse. Vamin comes to this chamber often to paint, his only past time. A usually incomplete canvas painting and a side table with oil paints move around the room throughout the year as Vamin finishes his work of painting the surrounding forest.

A round table with fruit and some cups in

the center has five garden chairs around it. On the western wall, a rectangular table features a teapot and supplementary cups. There are 3 bodyguards (**bandits**) drinking tea in here the day of the meeting.

7. SPECIALTY STILL

Rathnir is an avid drinker. He appreciates strong beverages and installed a distillery in Oakland Manor. Vamin knows well how to work it. The manor produces ale and some other spirits. The cellar (**Area 25**) contains several fermentation vats, barrels, and bottles of these products. Vamin takes care of maintenance and he knows how the distillery works. The door is locked at all times and only Vamin has the key.

8. WAGON STALLS

There are three wagon stalls to park carriages of heavy luggage. The three stalls have large wooden doors that open from the center. Only one carriage fits in each of the stalls.

9. STABLE STORAGE ROOMS

The stables' entrance hallway connects to two storage rooms. The one to the West contains fruits and horse treats such as apples, pears, and dried sweets in crates. The one to the East holds the horse master's tools displayed on a large table and varied horse-caring and gardening supplies.

10. STABLES

Rathnir owns two horses that live in Oakleaf Manor. Their names are Fah-Tee and Caterpillar. Vamin takes care of them and feeds them daily. Guests in Oakleaf Manor can use them as mounts to take a delightful promenade near the woods free of charge. A few times a year, when enough guests bring swift mounts of their own, Vamin organizes friendly races in the plains towards Goldenleaf. A guest in Oakleaf Manor can take riding lessons for a fee.

11. CONFERENCE ROOM

The Lords of the Market meet or organize their banquets in this opulent conference room. A refined, sumptuous, hand-carved image dominates the room. Majestic elk with a beautiful landscape shine on the surface of the rectangular oak table. The varnish looks bright under the fine sheet of crystal on top of the wooden frame. The head of a beast over the hearth throws its cold gaze upon the red velvet tall chairs. There are eleven of them, and Rathnir's seat is the one by the South wall.

There are five large windows with thick red curtains. A side table has few jerkies, sweets, and a musical instrument. On the day of the meeting, the room is full. Eight of the Lords of the Market are non-combatant individuals. Rathnir (**bandit captain**) and two others (**berserkers**) know how to defend themselves.

A successful **DC 16 Dexterity (Stealth) check** allows a character to approach the conference room from outside without being detected. Eavesdropping and overhear-

ing the meeting reveals their plan about killing Goldenleaf and South Hildberg lords.

If they are interrupted, Rathnir cancels the meeting and asks everyone to leave so he can deal with the uninvited guest. If Rathnir and the rest of the crime lords are attacked, all the non-combatant members flee to their horses and escape. Those who can fight draw their weapons and attack. Vamin gets to the scene in seconds to help Rathnir. All the bodyguards stay to defend their lords' retreat.



12. DINING ROOM

Oakleaf Manor offers all meals of the day to their guests. There are three tables and enough chairs to serve sixteen guests. There is a bar with four stools near the exit. A large bay window looks to the South and West woods. Two rocking chairs on an orange carpet lay in front of the hearth. The stuffed head of a dire goat hangs over the hearth. The stuffing is of bad quality and the goat has a strange facial expression. 5 bodyguards are eating in this room (3 **bandits** and 2 **thugs**) the day of the meeting.

13. KITCHEN

The kitchen stock is plentiful and Vamin has the authorization to dispose of coin from the coffers to guarantee the quality of accommodation in the manor. The methodic half-elf has memorized specific times of the year when he hires external help for cleaning or maintenance. Rathnir's meetings are an example of those occasions and that is why the six halflings

are present that day. They move around fast and serve food to all guests present, including bodyguards.

14. PRIVY

Oakleaf Manor does not have any restrooms inside the main building. The four privies are a few feet away. Vamir hires stable boys or wenches from nearby farms to clean them. These laborers also help with the stables and other chores.

15. STABLE HAYLOFT

The Stable Storage Rooms ([Area 9](#)) have stairs access to the hayloft. Bales of straw wrapped in wire fill the room. A pair of double doors on the North wall are the only way to move large amounts of hay to the loft. A large wooden ramp by the north side of the room is used to move stuff up to the loft. A small pulley system near the doors can be used for the same purpose too. Series of trapdoors along the slanted walls of the loft allow the caretaker to dump hay directly into the horses' stalls below.

16. TROPHY ROOM

This is Rathnir's favorite place in Oakleaf Manor. He comes and spends hours staring at his trophies. The two elk carved in the table in the conference room are supposed to portray the two elk trophies in here. The head of a mighty boar, a massive ram, and a bear also complement his collection. A successful **DC 15 Intelligence (Investigation) check** reveals the head of the boar can be pulled like a door. There is a safe box behind it containing Oakleaf Manor's coffers. A successful **DC 16 Dexterity (Thieves Tools) check** allows a character to open the box. Coins, checks, bank bills, and other trinkets have a collective value of 7,000 gold pieces.

A nice carpet with matching patterns to the one in the lobby dominates the second section of the trophy room. Two coffee tables with expensive delicacies and desserts are always present when Rathnir meets someone here. Guests are allowed to visit the trophy room as long as Vamin accompanies them at all times.

17. VAMIN'S ROOM

Even though Rathnir told Vamin to take any room he wanted on the second story of Oakleaf Manor, the humble half-elf opted for a small single room. Vamin has a bed, a hearth, and a chest for his personal belongings. He only comes here to sleep during the night.

Vamin (**cult fanatic**) is not only Rathnir's assistant, but he is also his bodyguard while he is staying at the manor. The half-elf is around his boss at all times and runs to his aid if necessary.

18. 21. 22. INDIVIDUAL BEDROOMS

Oakleaf Manor has three individual rooms for rent. They have a hearth, a chest, and a table or a small bookshelf. All three rooms have windows with brown-ish curtains that match the bedsheets.

20. SECOND FLOOR LANDING

The second story landing overlooks the lobby. There is a carpet with lineal patterns near the doors of the double bedrooms. Another carpet with astronomic drawings decorates the area outside the single bedrooms. Two pots with bonsai trees complement are near the south side of the landing.

19. 24 DOUBLE BEDROOMS

Oakleaf Manor has two king-size bedrooms. Both have a wardrobe and two chairs facing the floor to ceiling windows that overlook the forest beyond. One of them has a hearth, making it the most expensive room in the manor.

23. COUPLE BEDROOM

This room has almost the same size as the single bedrooms but has a larger bed. Two people can sleep in here. The room comes in handy for couples who wish to stay but cannot afford the double bedroom rates.

25. CELLAR

There are two different accesses to the cellar. The stairs in the kitchens (**Area 13**) or the entrance ramp from outside the manor. The cellar is full of boxes and barrels of dried food and grains. An arsenal of supplies fills the space underground Oakleaf Manor. Enormous fermentation vats with homemade ale and liquor occupy a great section of the room. Large loaves of mutton, boar, and veal meat rest on tables, salt poured all over them. There is also a stock of durable vegetables and fruits in boxes and on some tables.

DM Map



Click map to zoom

PC Map



Click map to zoom

West Side



Maps

Click Areas

Contents

107

East Side



1 SQUARE = 5 FT.

Click Areas


Maps

Contents

108

DM Map


THE ANFOOR OBSERVATORY OF POSSIBLE REALITIES



Click map to zoom

PC Map


THE ANFOOR OBSERVATORY OF POSSIBLE REALITIES



Click map to zoom

West Side

THE ANFOOR OBSERVATORY OF POSSIBLE REALITIES




Maps

Click Areas

Contents

111

East Side



Maps

Click Areas

Contents

112

DM Map



Click map to zoom

PC Map



Click map to zoom

West Side



GOLDCREST

Maps

Click Areas

Contents

115

East Side



Maps


Click Areas

Contents

116

PC Map


1 SQUARE = 5 FT.



Click map to zoom

West Side

1 SQUARE = 5 FT.




Maps

Click Areas

Contents

119

East Side



Maps

CLICK AREAS

Contents

120

DM Map



Click map to zoom

PC Map



Click map to zoom

West Side



Maps

Click Areas

Contents

123

East Side



Maps

Click Areas

Contents

124

DM Map



[Click for 2nd Level](#)

[Click map to zoom](#)

Maps

Contents

125

PC Map



[Click for 2nd Level](#)

[Click map to zoom](#)

Maps

Contents

126

West Side



Maps

Click Areas

Contents

127

East Side



Maps

Click Areas

Contents

128

DM Map



[Click for 1st Level](#)

[Click map to zoom](#)

PC Map



[Click for 1st Level](#)

[Click map to zoom](#)

West Side



East Side

CELLAR



STABLE HAYLOFT

Click Areas

Maps

Contents



132

THANK YOU

Your support is enormously appreciated. I am grateful to you. It is because of the support from my subscribers that I can continue creating cartography, and written content for RPG games.

If you enjoyed this product, consider adding your support to our [Patreon page](#). This product was funded there and our supporters have access to a free download coupon monthly starting at the \$3 dollar pledge level. [Find all about it here.](#)

Here are some of our most popular products:



OPEN GAME LICENSE Version 1.0a

The following text is the property of Wizards of the Coast, Inc. and is Copyright 2000 Wizards of the Coast, Inc ("Wizards"). All Rights Reserved.

1. Definitions: (a) "Contributors" means the copyright and/or trademark owners who have contributed Open Game Content; (b) "Derivative Material" means copyrighted material including derivative works and translations (including into other computer languages), potation, modification, correction, addition, extension, upgrade, improvement, compilation, abridgment or other form in which an existing work may be recast, transformed or adapted; (c) "Distribute" means to reproduce, license, rent, lease, sell, broadcast, publicly display, transmit or otherwise distribute; (d) "Open Game Content" means the game mechanic and includes the methods, procedures, processes and routines to the extent such content does not embody the Product Identity and is an enhancement over the prior art and any additional content clearly identified as Open Game Content by the Contributor, and means any work covered by this License, including translations and derivative works under copyright law, but specifically excludes Product Identity. (e) "Product Identity" means product and product line names, logos and identifying marks including trade dress; artifacts; creatures characters; stories, storylines, plots, thematic elements, dialogue, incidents, language, artwork, symbols, designs, depictions, likenesses, formats, poses, concepts, themes and graphic, photographic and other visual or audio representations; names and descriptions of characters, spells, enchantments, personalities, teams, personas, likenesses and special abilities; places, locations, environments, creatures, equipment, magical or supernatural abilities or effects, logos, symbols, or graphic designs; and any other trademark or registered trademark clearly identified as Product identity by the owner of the Product Identity, and which specifically excludes the Open Game Content; (f) "Trademark" means the logos, names, mark, sign, motto, designs that are

used by a Contributor to identify itself or its products or the associated products contributed to the Open Game License by the Contributor (g) "Use", "Used" or "Using" means to use, Distribute, copy, edit, format, modify, translate and otherwise create Derivative Material of Open Game Content. (h) "You"

Not for resale. Permission granted to print or photocopy this document for personal use only. System Reference Document 5.1 1

or “Your” means the licensee in terms of this agreement.

2. The License: This License applies to any Open Game Content that contains a notice indicating that the Open Game Content may only be Used under and in terms of this License. You must affix such a notice to any Open Game Content that you Use. No terms may be added to or subtracted from this License except as described by the License itself. No other terms or conditions may be applied to any Open Game Content distributed using this License.

3. Offer and Acceptance: By Using the Open Game Content You indicate Your acceptance of the terms of this License.

4. Grant and Consideration: In consideration for agreeing to use this License, the Contributors grant You a perpetual, worldwide, royalty-free, non-exclusive license with the exact terms of this License to Use, the Open Game Content.

5. Representation of Authority to Contribute: If You are contributing original material as Open Game Content, You represent that Your Contributions are Your original creation and/or You have sufficient rights to grant the rights conveyed by this License.

6. Notice of License Copyright: You must update the COPYRIGHT NOTICE portion of this License to include the exact text of the COPYRIGHT NOTICE of any Open Game Content You are copying, modifying or distributing, and You must add the title, the copyright date, and the copyright holder's name to the COPYRIGHT NOTICE of any original Open Game Content you Distribute.

7. Use of Product Identity: You agree not to Use any Product Identity, including as an indication as to compatibility, except as expressly licensed in another, independent Agreement with the owner of each element of that Product Identity. You agree not to indicate compatibility or co-adaptability with any Trademark or Registered Trademark in conjunction with a work containing Open Game Content except as expressly licensed in another, independent Agreement with the owner of such Trademark or Registered Trademark. The use of any Product Identity in Open Game Content does not constitute a challenge to the ownership of that Product Identity. The owner of any Product Identity used in Open Game Content shall retain all rights, title and interest in and to that Product Identity.

8. Identification: If you distribute Open Game Content You must clearly indicate which portions of the work that you are distributing are Open Game Content.
9. Updating the License: Wizards or its designated Agents may publish updated versions of this License. You may use any authorized version of this License to copy, modify and distribute any Open Game Content originally distributed under any version of this License.
10. Copy of this License: You MUST include a copy of this License with every copy of the Open Game Content You Distribute.
11. Use of Contributor Credits: You may not market or advertise the Open Game Content using the name of any Contributor unless You have written permission from the Contributor to do so.
12. Inability to Comply: If it is impossible for You to comply with any of the terms of this License with respect to some or all of the Open Game Content due to statute, judicial order, or governmental regulation then You may not Use any Open Game Material so affected.
13. Termination: This License will terminate automatically if You fail to comply with all terms herein and fail to cure such breach within 30 days of becoming aware of the breach. All sublicenses shall survive the termination of this License.
14. Reformation: If any provision of this License is held to be unenforceable, such provision shall be reformed only to the extent necessary to make it enforceable.
15. COPYRIGHT NOTICE Open Game License v 1.0a Copyright 2000, Wizards of the Coast, LLC.

System Reference Document 5.1 Copyright 2016, Wizards of the Coast, Inc.; Authors Mike Mearls, Jeremy Crawford, Chris Perkins, Rodney Thompson, Peter Lee, James Wyatt, Robert J. Schwalb, Bruce R. Cordell, Chris Sims, and Steve Townshend, based on original material by E. Gary Gygax and Dave Arneson.